



Open Doors for Multicultural Families


18 Tips
For Getting Quality Special Education
Services For Your Child

Presented by:

Ginger Kwan

Executive Director

206-372-1072 gingerk@multiculturalfamilies.org



Objectives


- Participants will learn helpful tips of what to do before, during and after your child's I.E.P. team meeting.
- Participants will increase knowledge of your options if things don't go as planned regarding to your child's special education services.



Before the IEP Team Meeting

1. Request Needed Assessments in Writing or Get Independent Assessments


- Your child can be assessed in any area of suspected disability and for any services needed for him to benefit from school.
- If you disagree with the school district's assessment, you can obtain an independent assessment at public expense.
- Always request assessments in writing.
- An assessment plan must come in 15 days.
- Once you sign the plan, the assessment must be completed and the IEP held in 60 days (with some exceptions).



Before the IEP Meeting

2. Ask to Obtain Assessment Reports One Week before IEP Meeting


- Whether you or the school district requested the assessments, ask the school early on to provide you with copies of the written assessment reports a week before the IEP meeting.



Before the IEP Meeting

3. Plan for the Meeting with a Friend or Advocate


- You may consult with people who is knowledge about your child to plan for the IEP meeting.
- There are also other local parent advocacy groups including Family Resource Centers like Open Doors for Multicultural Families and PAVE Washington.
- Or buddy up with another family and assist each other to plan for IEPs.
- Review any assessment reports with this person, identify your aims for the meeting, think about what your child accomplished last year and what you hope they will learn next year.
- Identify the special difficulties or strengths of your child that you want to bring to the school's attention.
- If you are seeking full inclusion or increased integration, identify how your child interacts with nondisabled children outside of school and what makes it successful.



Before the IEP Meeting

4. Consider Full Inclusion or Increased Integration


- The law says that to the maximum extent appropriate, as decided by the IEP team, children with disabilities shall be educated in their neighborhood schools and attend regular classes (with supplemental aids and services).
- These placements are called "full inclusion."
- Today many researchers and parents believe all children with disabilities can and should be fully included. You should definitely consider before the IEP meeting whether you want your child fully included or simply want to increase her integration opportunities in classroom and/or extracurricular activities (clubs, field trips, etc.) at her school.



Before the IEP Meeting

5. Make a List of the Points You Want to Raise at the IEP Meeting


- However well you plan you may get nervous or distracted at a meeting with several professionals.
- It is good to make a list of points and questions in advance so you won't forget.
- You can check off points as they are discussed and write down the answers to your questions.



At the IEP Meeting

1. Bring a Friend, Advocate and/or a Person Who Knows Your Child

- You can invite anyone you want to your child's IEP. Its always a good idea to bring someone along with you.
- If there is a day-care operator, grandparent, tutor, behavior specialist or other person who knows your child and her learning style, it can be helpful to bring them to the meeting.



At the IEP Meeting

2. Don't Be Afraid to Ask Questions, Make Sure You Understand Any "Jargon"

- Schools are required to explain all findings and recommendations in easily understandable language.
- District staff use the same terms every day, and may forget that the world doesn't know what they mean.
- Some parents don't ask questions because they feel it makes them appear unintelligent or unsophisticated. The fact is that the most intelligent and sophisticated parents often ask the most questions.



At the Meeting

3. Discuss Present Level of Your Child's Performance


- Discuss reports, assessments, yours and the teacher's observations of your child's performance and record his abilities and issues.



At the Meeting

4. Develop Annual Goals and either Short-term Objectives or a Schedule of Progress Reports to Monitor Your Child's Progress.

- Review progress on prior annual goals, then formulate new annual goals.
 - If your child will be assessed using alternate achievement standards rather than the school district's general education standards the IEP must break the annual goal down into short-term objectives which are reviewed at designated point during the year to make sure the child is progressing toward the annual goal.
 - If your child will be assessed using standard achievement testing program, his IEP will not include short-term objectives. Rather his IEP must include a schedule for your receipt of periodic progress reports on your child's progress toward achieving the annual IEP goals.



At the Meeting

4. Develop Annual Goals and either Short-term Objectives or a Schedule of Progress Reports to Monitor Your Child's Progress. (Cont.)


- Make sure the short term objectives are clear and have dates assigned to them for review of progress.
- Make sure the schedule for your receipt of the periodic progress reports is clear in the IEP and then make sure you receive and review those reports and ask for another IEP to discuss any progress deficiencies or discrepancies.



At the Meeting

5. Identify Full Inclusion or Integration Opportunities and the Supports Needed for Success


- The district must provide supplementary aids and services to accommodate the special education needs of students with disabilities in integrated settings including; for example, a trained aid, use of a tape recorder, an inclusion specialist to help the regular education teacher modify curriculum or a behavioral plan to address disruptive behaviors.



At the Meeting

6. Describe the Placement for Your Child and Identify Specifically the Supports and Related Services Needed


- All related services, such as speech therapy, should be identified including frequency and duration, for example: twice a week for one hour.
- You do not have the right to require the district to provide its services from a particular persons in a particular classroom. Specific placement options should be, however, discussed at the IEP.



At the Meeting

8. Sign the IEP Only If You Are Satisfied

- Signing means you attended the IEP meetings. You may still do not agree with the content. You can take it home to discuss with others and think about it.
- You can consent to only part of the IEP so those services you agree with can begin. For the parts you don't agree, you may request another meeting to continue discussion.
- If you sign the IEP and later change your mind, you may withdraw your consent by writing to the special education administrator.
- If you and the district disagree on services, the last agreed upon IEP remains in effect while a due process hearing is held. This is called "stayput."



After the IEP Meeting

1. Meet Your Child's Teacher(s) at the Beginning of the Year - - Be a Classroom Volunteer If Possible and/or Participate in School Activities

- Parents have different amounts of time and money, analyze your situation and then contact the teacher or school to determine how you could be of assistance.
- If you work during the day you may be able to help prepare materials in the evening in your home. Not only will you become more familiar with the school and its staff, but your child will feel special.



After the IEP Meeting

2. Support Your Child in Developing Friendships with Her Classmates


- Assist your child to call friends outside of school and to make play-dates.
- Having friendships with non-disabled and disabled children will help your child be part of their community.



After the IEP Meeting

3. Monitor Your Child's Progress

- You may want to arrange for a regular communication system with your child's teacher such as a notebook that goes back and forth to school.
- Note projected target dates for your child to master particular skills, such as the dates assigned to the short-term objectives or the schedule for the periodic progress reports which you are entitled to receive for students whose IEPs do not include short term objectives.
- A notebook that goes back and forth to school will help you to determine whether supplementary aids and services and related services are actually being provided.



If Things Don't Work Out

1. You Can File a Compliance Complaint If the School District Does Not Follow the Rules or Fails to Provide Services Required in a Signed IEP

- A compliance complaint is filed when you believe the district has violated a part of special education law or procedure.
- The complaint is investigated by the district or the state Department of Education and a written determination of whether the district was/is "out-of-compliance" is made.



If Things Don't Work Out

2. You Can File for a Due Process Hearing If You and the School District Cannot Agree on the Special Education Services Appropriate for Your Child

- When you and the district disagree about your child's eligibility, placement, program needs, integration or related services either of you may request a due process hearing.
- At the hearing both parties present evidence to an independent hearing officer (hired by the state).
- The hearing officer will decide on the facts and the law and issue a written decision.



Reference

- By: Ellen S. Goldblatt, Senior Attorney, Protection & Advocacy, Inc 1330 Broadway, Suite 500, Oakland, CA 94612, (510) 267-1200.