



Shoreline Public Schools

Dr. Susana Reyes, *Superintendent*

9,250+ Wonderfully Diverse K-12 Students

- 11.6% Multilingual Learners
- 33% Low Income
- 14.3% Special Education
- 10% Section 504

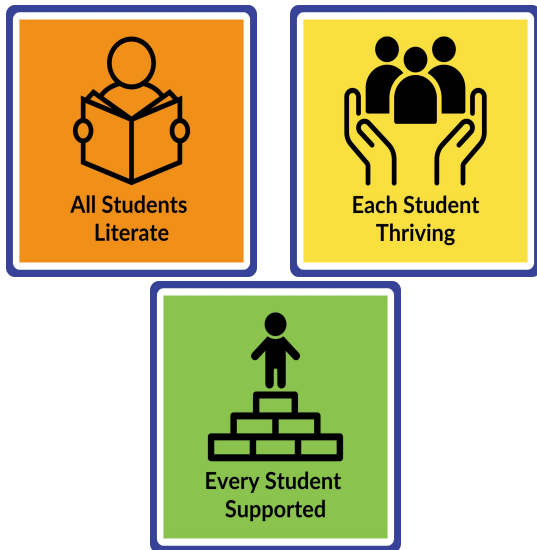
81 Languages Spoken (from Albanian to Wolof)

Race/Ethnicity



Envision Shoreline: Engage. Inspire. Empower.

Keep These Key Areas in Focus



ssd412.org/envision

Work Toward Our Targets

By Spring of 2029:

- 85% of Shoreline's 5th and 8th graders will **read at grade level**
- 95% of Shoreline's students will report that they **feel safe and welcome in school**
- 95% of Shoreline's students will **graduate on time**



Applying a community college *Guided Pathways* framework to high schools

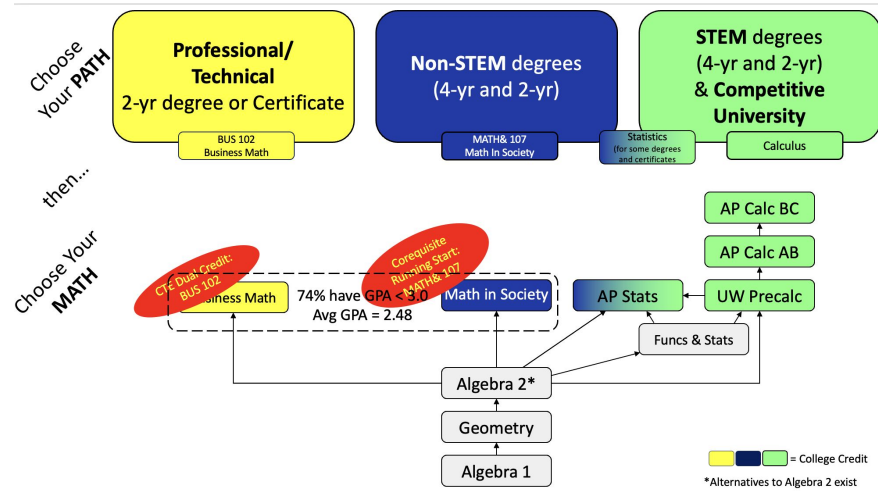
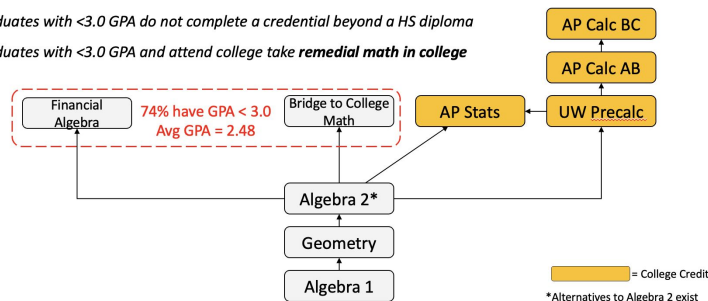
Specific attention to math “*Gateway Momentum Metrics*”

Previous high school math course pathways

Remember:

71% of HS graduates with <3.0 GPA do not complete a credential beyond a HS diploma

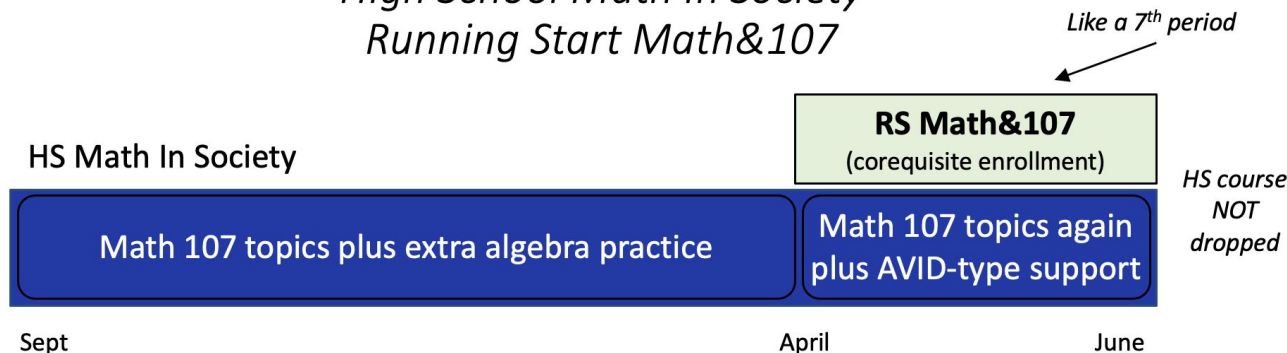
30% of HS graduates with <3.0 GPA and attend college take **remedial math in college**



Applying a community college *Guided Pathways* framework to high schools

Corequisite enrollment model

High School Math In Society
Running Start Math&107

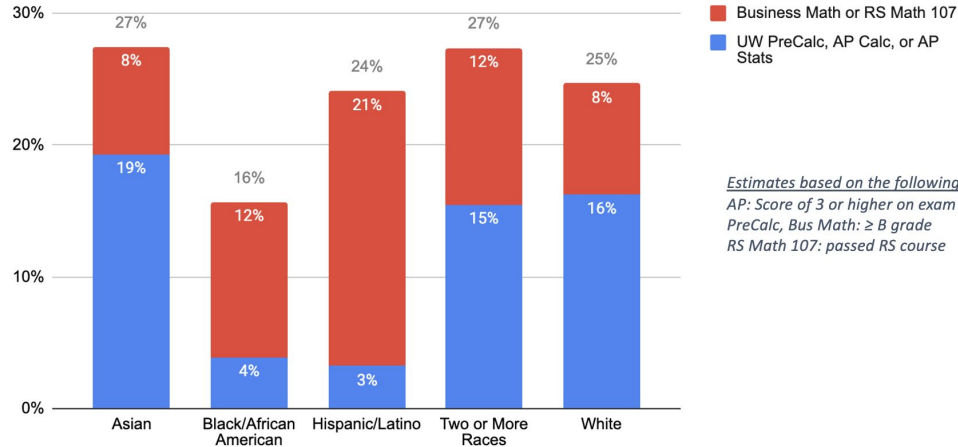


- Co-enrolled in two **SEPARATE** classes; **NOT** a “Running Start HS class”
- Registering and enrolling students as a cohort
- Waiving of minimum entrance requirements (English and Math) for the cohort
- Customizing a specific orientation session for the cohort
- Paying course fees for Math&107 only, for the cohort only
- Coordinating student support between college and high school faculty

Applying a community college *Guided Pathways* framework to high schools

Math “Gateway Momentum Metrics” (SBCTC Guided Pathways; SAI)

Class of 2024 percentage of each racial/ethnic subgroup earning college math credit



Enrollment in college math (100-level or above)

Of ALL B or Better BtC Math students (incl not enrolled in college)		
State (incl 15-20% passed SBA)	<div></div>	20%
SSD (incl 32% passed SBA)	<div></div>	24%
Of ALL B or Better Math Pilot students		
Of ALL C- or Better and L1/L2 SBA Math Pilot students	<div></div>	69%

Completion (pass to earn credit) of college math (100-level or above)

College Course Completion			
Course completion interpretation-	ALL students	College math course completion	≥ 2.0 grade
State B or better (incl 15-20% passed SBA)		<div></div>	26% *
Of ALL B or Better Math Pilot students		<div></div>	89%
Of ALL C- or Better and L1/L2 SBA Math Pilot students		<div></div>	63%

*This is most likely 14%, or the most generous number would be 35%

Applying a community college *Guided Pathways* framework to high schools

- Jointly funded student navigator position, staffed by SCC
 - Direct service to students at high school, 2 days per week
 - Job-embedded professional development for HS staff
 - Institutional system improvements
- Intentional focus of high school counselors
 - Collective focus on postsecondary outcomes for <3.0 GPA
 - Each counselor “adopting a pathway”



Thank you